



# EXPLORE BIKES AND MORE IN DC

A comprehensive guide to understanding all your micromobility options in Washington, DC.



## WHAT'S AVAILABLE?

### capital bikeshare

#### How to Access

Rent via the Capital Bikeshare App or purchase memberships online or at a station.




#### Where to Park

Return bike to a station or corral after completing trips. Rides over 30 minutes will incur usage fees.



#### Returning a Bike

If a station is full and there are no remaining docks, go to another station to dock the bike.



#### Reporting a Problem

Report issues to customer service via phone number, email, website, or social media @bikeshare.



1-877-430-2453  
customerservice@capitalbikeshare.com

## Bikeshare, Scooters, and mopeds

#### How to Access

Rent via an app provided by the dockless bikeshare, scooter, or moped company.



#### Where to Park

Check with the individual vehicle service to see where you are allowed to park.



#### Returning a Vehicle

Vehicles must maintain 5 ft. of pedestrian travel space without blocking access to private properties or driveways.



#### Reporting a Problem

Report issues to appropriate dockless bikeshare, scooter, or moped company via app or website.



## Personal Bike

#### How to Access

Use your personal bike to travel around the District.




#### Where to Park

Park at a bike rack or signpost. Do not lock bike to a tree, fence, or areas that impede access for others.




#### How to Lock Your Bike

To properly secure your bike, use a U lock to lock the frame and back wheel to a bike rack or signpost.



#### Reporting a Problem

If you see an abandoned bike or any other issues in public space, report it to 311.



## Did You Know?

Did you know that DC has over 150 miles of bike lanes and trails? Learn more about biking in the District and download the DC Bike Map at [godcgo.com/bike](http://godcgo.com/bike).